YZD Solutions

Product Brief

YZ215MBH10H-V2

2026-01-01

Doc Version 1.0

Issued by : Sam Wu

Approved by : Boen Liu

Document History

Doc Version	Date	Description	Issued by
1.0	2026-01-01	Standard model / CD02	Sam Wu

Product Features

·It is one of ultra-bright LCD modules with outdoor usage

·21.5 inch 1080P & 1000 nits

·Series: MD & outdoor aluminum structure & landscape / portrait mode

·Suitable for most application scenarios, including commercial displays, industrial use, signage, and exhibitions

·Customized LCD are required to meet the needs of military and medical application scenarios.



Sunlight readable



Haze 25%



Operation
Long lifetime

Built in Speaker
Not equipped

Multi touch
Not equipped

AD Board
Not equipped

110°C Hi-Tni

3H

IP65
Not support

Mini-Led 30% - 50%
Energy savings
Not support

© 2026 YZD Solutions

General Features

Item content		Specifications
Display Parameters	Resolution	1920(RGB) * 1080(FHD)
	Active area	476.064mm(H) * 267.786mm(V)
	Pixel pitch	0.24795mm(H) * 0.24795mm(V)
	Display colors	8-bit(D) & 16.7 Million colors
	Backlight type	ELED
	Response time	25ms (G to G) (Typ.)
	Luminance	1000cd/m² (Typ.) ±5%
	Contrast ratio	1,000 : 1 (Typ.) & 72% (NTSC) (Est.)
	Refresh rate	60Hz (Best)
	Dimming mode	Manual / Automatic & 25% - 100%
	Viewing angle	+89/-89(H) & +89/-89(V) (Typ.) (CR≥10)
	MTBF	50,000 Hours
Touch panel & cover glass	Touch scheme	/
	Touch type	/
	Support points	/
	Transmittance	/
	Function	/
	Thickness	/
	Impact protection	/
	Fitting method	/
Required parameters	Open cell	P215HAN02.0 & 110°C (Hi-Tni)
	Casing color	White aluminum
	Power supply	/
	Fans	/
	Power consumption	21W (Typ.) ±5%
	Overall dimensions	496.20mm(H) * 292.80mm(V) * 15.30mm(D) (Typ.)
	Weight	2.5kg ±0.2
	Motherboard	/
	Board connectivity	/
	OS	/
	IP rating front/rear	None / None
	TEMP operating/storage	-20°C~50°C / -20°C~60°C
	Humidity	≤90%
	Warranty	24 months

© 2026 YZD Solutions

Drawing

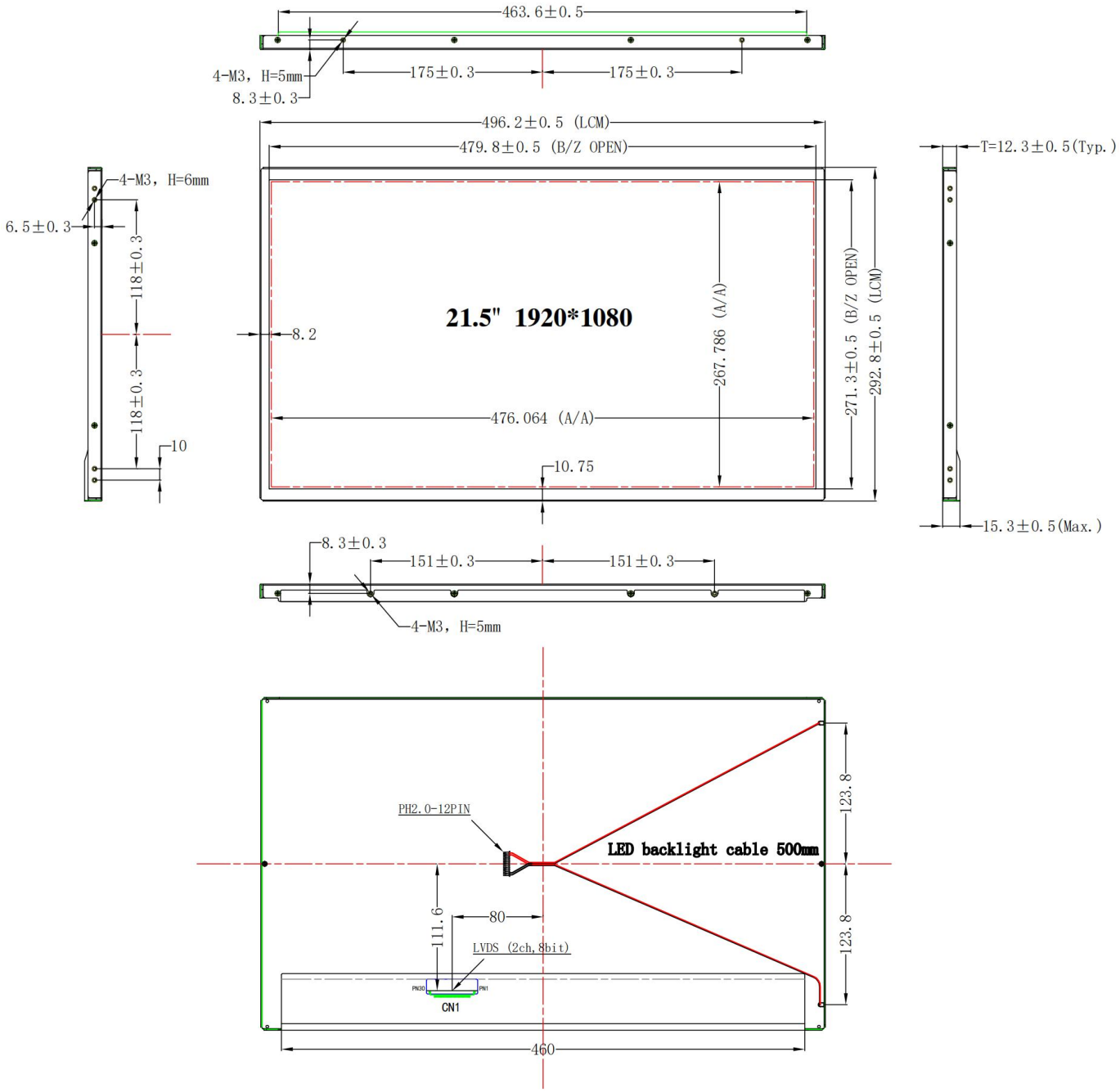

© 2026 YZD Solutions

Definition

TFT-LCD Connector(CN1)	PIN #	Symbol	Description
	1	RxO0-	Negative LVDS differential data input (Odd data)
	2	RxO0+	Positive LVDS differential data input (Odd data)
	3	RxO1-	Negative LVDS differential data input (Odd data)
	4	RxO1+	Positive LVDS differential data input (Odd data)
	5	RxO2-	Negative LVDS differential data input (Odd data)
	6	RxO2+	Positive LVDS differential data input (Odd data)
	7	GND	Ground
	8	RxOCLK-	Negative LVDS differential clock input (Odd clock)
	9	RxOCLK+	Positive LVDS differential clock input (Odd clock)
	10	RxO3-	Negative LVDS differential data input (Odd data)
	11	RxO3+	Positive LVDS differential data input (Odd data)
	12	RxE0-	Negative LVDS differential data input (Even data)
	13	RxE0+	Positive LVDS differential data input (Even data)
	14	GND	Ground
	15	RxE1-	Negative LVDS differential data input (Even data)
	16	RxE1+	Positive LVDS differential data input (Even data)
	17	GND	Ground
	18	RxE2-	Negative LVDS differential data input (Even data)
	19	RxE2+	Positive LVDS differential data input (Even data)
	20	RxECLK-	Negative LVDS differential clock input (Even clock)
	21	RxECLK+	Positive LVDS differential clock input (Even clock)
	22	RxE3-	Negative LVDS differential data input (Even data)
	23	RxE3+	Positive LVDS differential data input (Even data)
	24	GND	Ground
	25	NC	No connection (for AUO test only. Do not connect)
	26	NC	No connection (for AUO test only. Do not connect)
	27	NC	No connection (for AUO test only. Do not connect)
	28	VDD	Power Supply Input Voltage
	29	VDD	Power Supply Input Voltage
	30	VDD	Power Supply Input Voltage

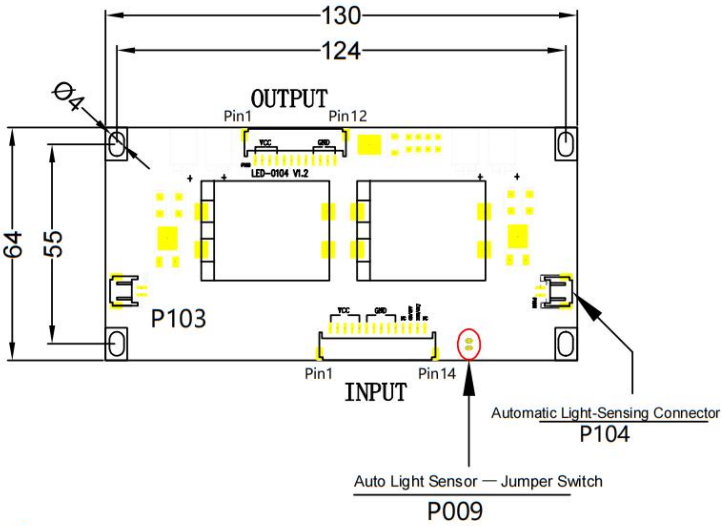

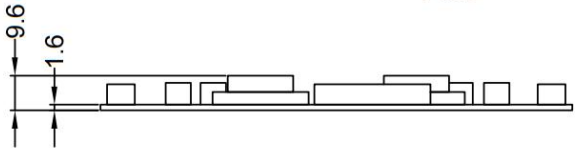

INPUT (PH2.0X14)

PIN	Symbol	Description	note
1	VCC	Power supply voltage +24V	
2	VCC	Power supply voltage +24V	
3	VCC	Power supply voltage +24V	
4	VCC	Power supply voltage +24V	
5	VCC	Power supply voltage +24V	
6	GND	Power ground	
7	GND	Power ground	
8	GND	Power ground	
9	GND	Power ground	
10	GND	Power ground	
11	NC		
12	ON/OFF	Output enable signal	
13	DIM	Dimming signal	
14	PWM	Dimming signal	

OUTPUT (PH2.0X12)

PIN	Symbol	Description	note
1	VCC	Power output +	
2	VCC	Power output +	
3	VCC	Power output +	
4	VCC	Power output +	
5	NC		
6	NC		
7	NC		
8	NC		
9	GND	Power output -	
10	GND	Power output -	
11	GND	Power output -	
12	GND	Power output -	

(PH2.0X2)

Symbol	Definition	Description	note
P103	Temperature sensor	The temperature control range is 65-70℃.	
P104	Light sensor	Brightness adjustment range is 30%-100%.	

© 2026 YZD Solutions

Packing Details

Item content		Specifications
Sample Eco-friendly Wooden	Package dimensions	615.00mm(H) * 530.00mm(V) * 405.00mm(D) (Typ.)
	Packaging quantity	1pcs / 6pcs
	Gross weight	24kg / 36.5kg ±5%
36pcs / A Pallet Eco-friendly Corrugated Cardboard Box	Package dimensions	555.00mm(H) * 740.00mm(V) * 1035.00mm(D) (Typ.)
	Packaging quantity	36pcs
	Gross weight	99kg
	Pallet dimensions	560.00mm(H) * 120.00mm(V) * 1045.00mm(D) (Typ.)
	Pallet weight	10kg
	Totally dimensions	560.00mm(H) * 860.00mm(V) * 1045.00mm(D) (Typ.)
	Totally weight	109kg ±5%
72pcs / A Pallet Eco-friendly Corrugated Cardboard Box	Package dimensions	1110.00mm(H) * 740.00mm(V) * 1035.00mm(D) (Typ.)
	Packaging quantity	72pcs
	Gross weight	198kg
	Pallet dimensions	1115.00mm(H) * 120.00mm(V) * 1045.00mm(D) (Typ.)
	Pallet weight	20kg
	Totally dimensions	1115.00mm(H) * 860.00mm(V) * 1045.00mm(D) (Typ.)
	Totally weight	218kg ±5%

More Image





© 2026 YZD Solutions

Appendix

Serial Label

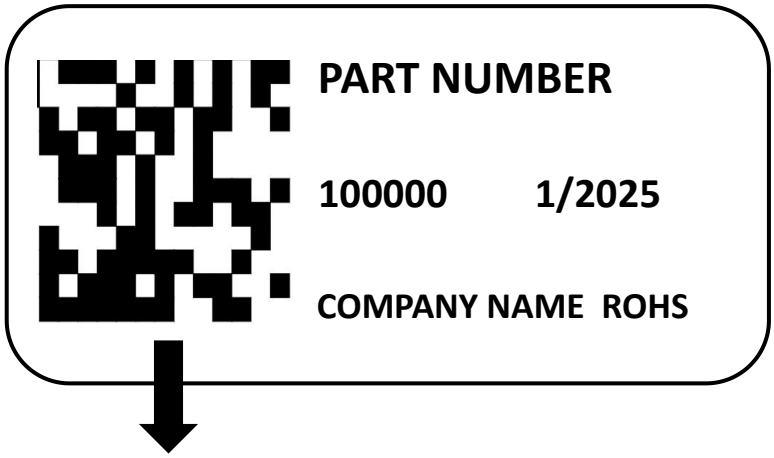

Field N°1 12 digits	Field N°2 P/N	Field N°3 EMS code	Field N°4 N°OF
Sxxxx1000001	**Part number**	**CN518115**	**OF100000**

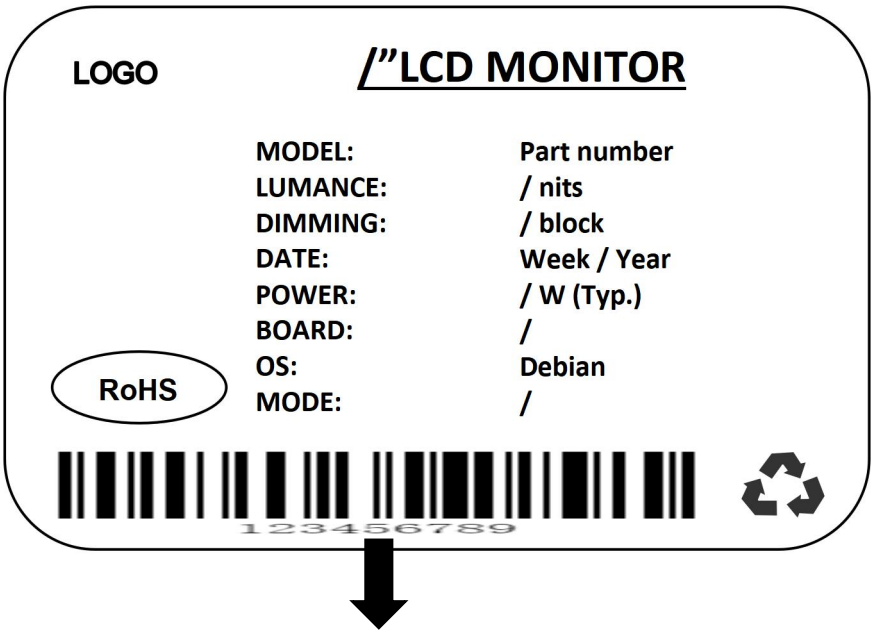

Model part number - CH Year - Week 0001

© 2026 YZD Solutions